


OCTOBER 8, 2021
HACHIOJI




ABNORMAL
WEATHER

PLUS

LAST NIGHT THE
TOKYO REGION WAS
HIT WITH A LEVEL 5
EARTHQUAKE FOR
THE FIRST TIME IN A
WHILE, SO I HADN'T
SLEPT ALL THAT MUCH.

IN JAPAN



THE CICADAS
WERE CHIRPING
LAST NIGHT.

...SO HOT
TODAY.

IN
OCTOBER?
...

YEAH.

JUSHICHI MASUMURA
MANGAKA

TAKUMA NIIMI
CURATOR





SINCE THE
TYPHOON
HAPPENED
ON OCTOBER 12.



IT'S BEEN
ALMOST EXACTLY
TWO YEARS,
RIGHT?




ANYTHING CAN
HAPPEN,
I GUESS.

WOW...








THE OUTSIDE HAD
COMPLETELY DRIED,
AS IF THE PREVIOUS
NIGHT
HAD NEVER HAPPENED.

IT WAS A
SLUGGISH DAY.



SOMEHOW

I CAN
STILL HEAR
IT.




THERE WAS ONLY
THE TRACES OF
THE TORRENT

AND THE SOUND
OF THROWING
OUT WATER IN
THE DISTANCE.

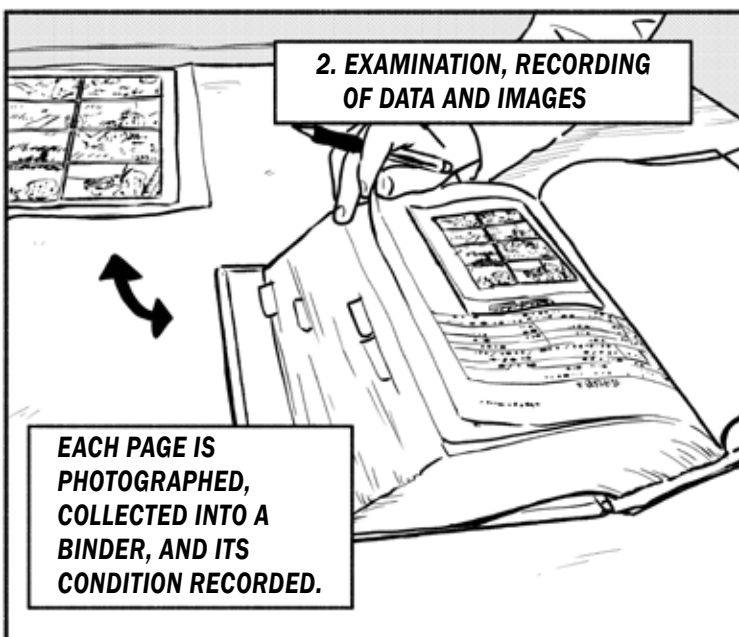





WE'RE
HERE.











AFTER ALL,
DIRT ON THE BACK
MAY CAUSE
PROBLEMS LATER.


WE TREAT ALL PAPER
AS A SINGLE MATERIAL,
SO THERE'S NO REAL
DIFFERENCE BETWEEN
FRONT AND BACK.



3. DRY CLEANING

DIRT STICKING TO THE
BACK,
LIKE MOLD AND SUCH,
IS REMOVED WITH A
BRUSH.

PARTICULARLY DIRTY PAGES
ARE INSERTED IN A SPECIAL
CASE AND CLEANED WITH A
VACUUM CLEANER.



4. WATER RESISTANCE TESTING OF DRAWINGS AND TINTS

THE TECHNICIAN TOUCHES
THE DRAWING SURFACE
WITH A MOIST COTTON SWAB
AND CHECKS IF ANY COLOR
IS TRANSFERRED TO IT.

**DILUTED DEHYDRATED
ETHANOL**

**YOU HAVE TO USE GLOVES,
TO BE SAFE.**

**AFTER ALL,
EVERYTHING'S
ALREADY
BEEN COMPLETELY
SOAKED
IN WATER DURING
THE FLOODING.**

**WE'RE TESTING
EVERYTHING TO BE
THOROUGH, BUT MOST
PAGES DON'T TRANSFER
ANY MORE INK.**

**FIRST, CHEMICALS
ARE USED TO
REMOVE MOLD AND
BACTERIA.**

5. CLEANING

**IT'S NOT PERFECT
STERILIZATION,
BUT EVERYTHING APART
FROM THE WORST
STUFF IS DISINFECTED
AND CLEANED TO SOME
DEGREE.**


**APPLICATION THROUGH
NON-WOVEN FABRIC**

**NEXT, THE PAPER
IS DRIED
COMPLETELY.**

**DRYING THE PAPER
WEAKENS IT LESS
THAN IF WE DID ALL
THE WORK AT ONCE.**

**IF STAINS ARE
PARTICULARLY TOUGH,
A DILUTED HYDROGEN
PEROXIDE SOLUTION
IS SOMETIMES USED,**

**BUT BECAUSE
IT DAMAGES
THE PAPER SLIGHTLY,
WE DECIDE ITS USE
ON A CASE BY CASE
BASIS.**



WASHING

THIS IS THE CENTRAL STEP DURING THIS RESTORATION PROJECT.

WE USE A WEAK SHOWER HEAD OR SOAK THE PAPER IN A WATER BATH.



WE'RE ALSO TRYING TO REMOVE DIRT WITH THE WASHING,

BUT YOU KNOW HOW STAINS AND DIRT MOVE TO THE EDGE WHEN WATER DRIES?

SO THE WASHING IS ALSO INTENDED TO TRANSFER DIRT AWAY FROM THE PAPER.


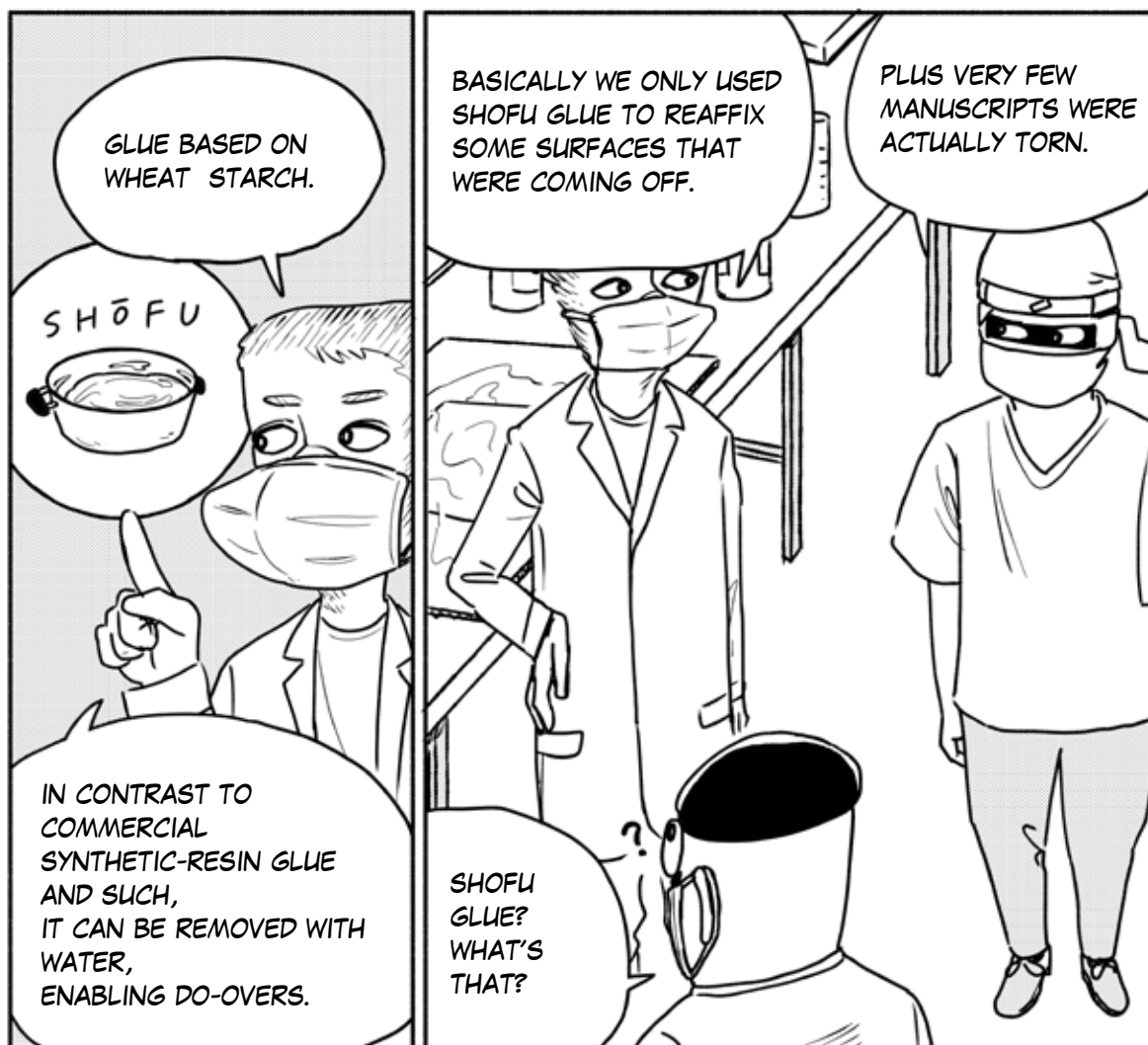
センサイ
HOW DELICATE








BECAUSE THE GOAL IS TO RESTORE THE PAPER TO ITS ORIGINAL STATE AS MUCH AS POSSIBLE FOR LONG-TERM STORAGE.




6. MENDING

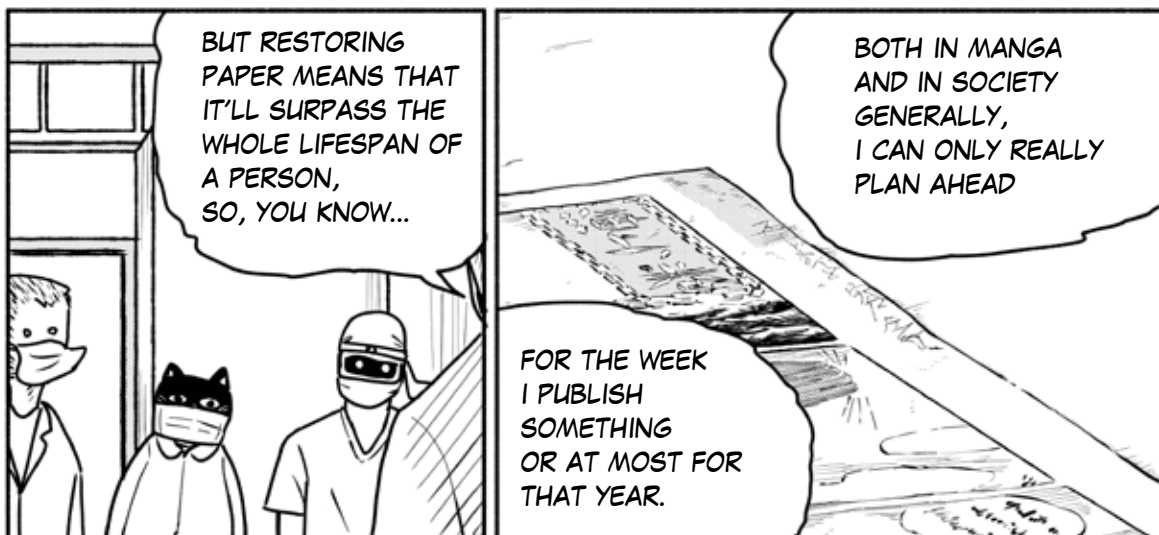


DURING THE CURRENT RESTORATION WE'RE NOT DOING ACTUAL RETOUCHING ON THE PAPER AND SUCH.















I'VE BEEN
THINKING...

ISN'T WHAT
YOU DO KIND
OF WEIRD?





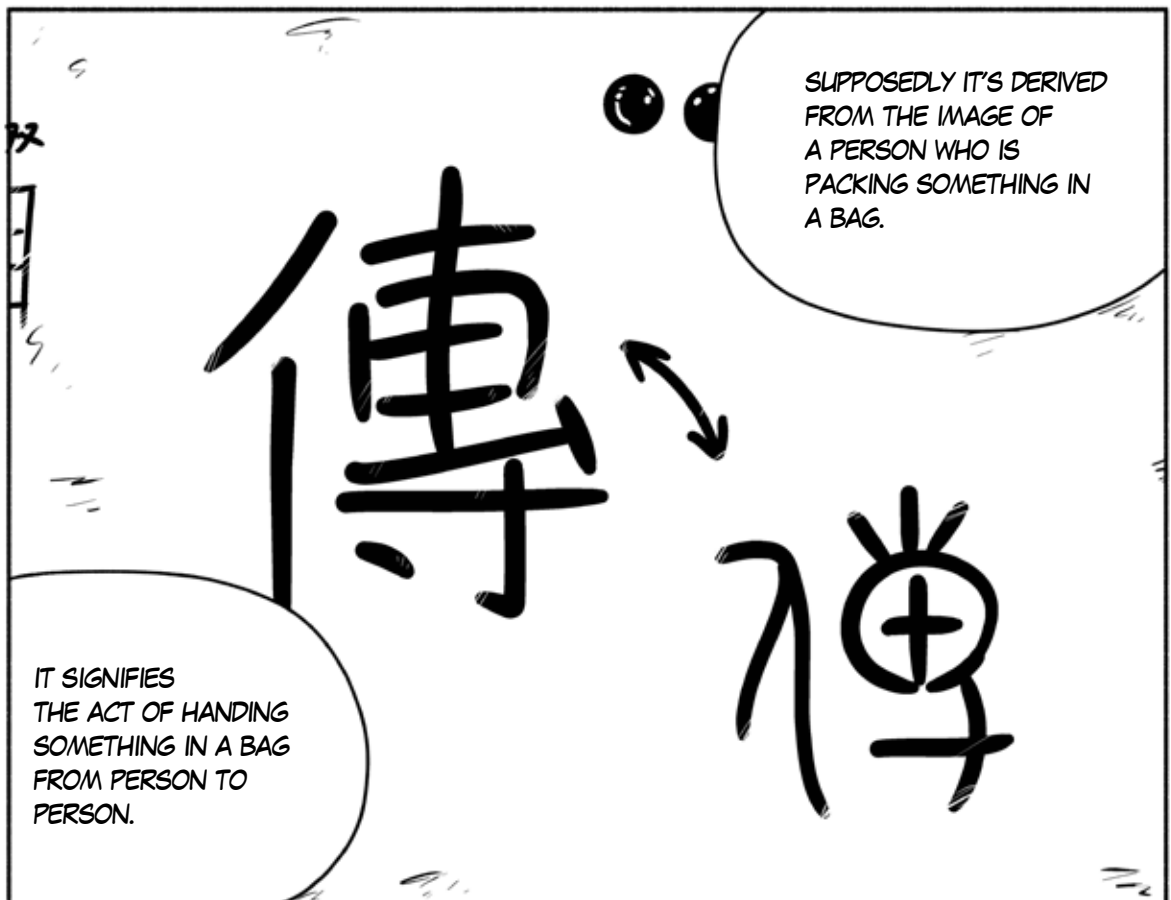

NO WORRIES.
I AGREE THAT
IT'S WEIRD.



HA
HA
HA
HA

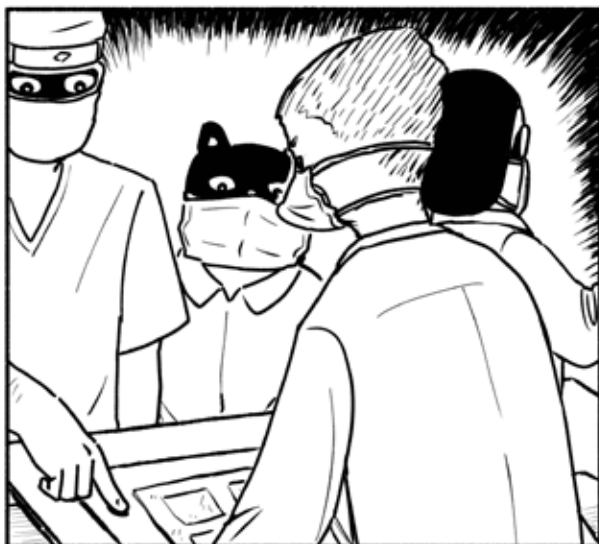

OH NO, THAT
CAME OUT WRONG!

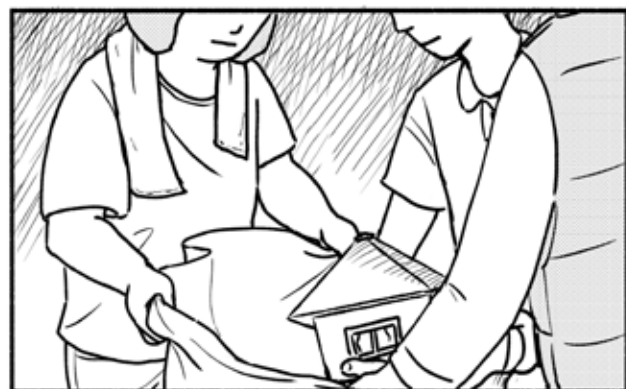
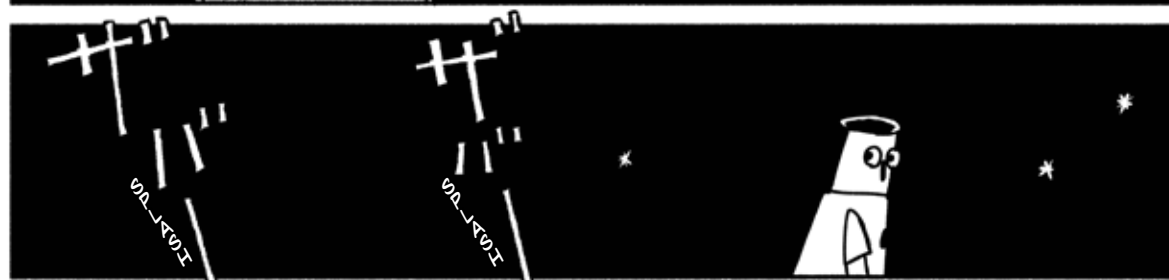
I JUST MEANT
TO ASK WHAT
MOTIVATES YOU
TO DO THIS WORK...


















THAT I
UNDERSTAND.

PACKING
SOMETHING
IN A BAG

AND HANDING
IT OVER TO
SOMEONE...

THAT'S
OUR WORK.



PACKING
SOMETHING
IN A BAG

AND
CONVEYING IT

TO SOMEONE
NEARBY,

LIKE A WISH FOR
THE FUTURE.

This restoration project was supported by the Bank of America Art Conservation Project in 2021.

Produced and printed in Kawasaki City.
Published in December 2021.

